

MSSD 14

PowerSchool Parent Portal

Mobile App for Android and Apple Devices

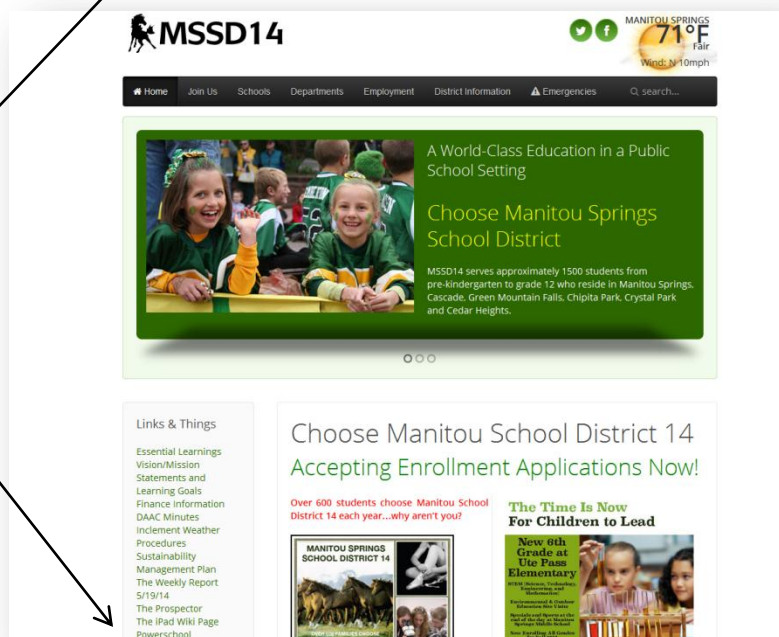
The PowerSchool Parent Portal allows parents and guardians to view and stay up to date with real time information about student's assignments, grades and attendance. The Parent Portal is available for middle & high school students only.

You may access the PowerSchool Parent Portal by entering the web address at the right or by choosing the PowerSchool link on the district home page at <http://www.mssd14.org>.


You may also download the free app **PowerSchool for Parents** for Apple and Android mobile devices.

ps.mssd14.org

-OR-

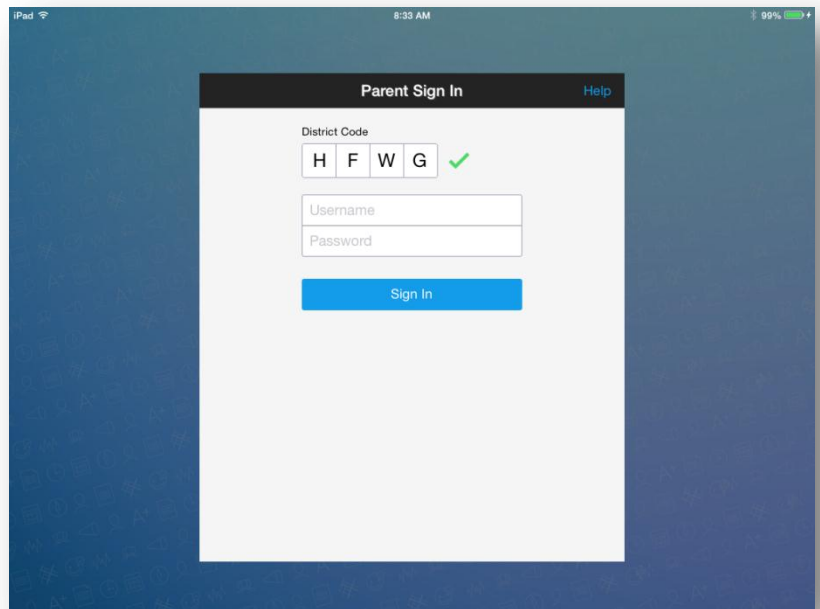


- Go to the App Store on your mobile device and search for **PowerSchool for Parents**.
- Download the free mobile app onto your device.

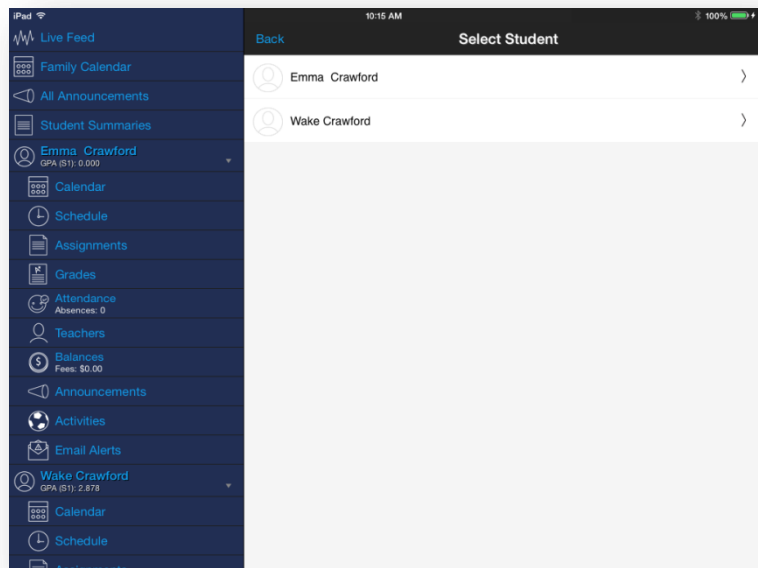


- Enter your username and password that you setup in the *online* parent portal.

Note: If you have not created a username and password you will need to setup your account via the online PowerSchool Parent Portal. Please see the PowerSchool Parent Guides for *Parent Single Sign-On & Parent Portal* before downloading and using the mobile app.

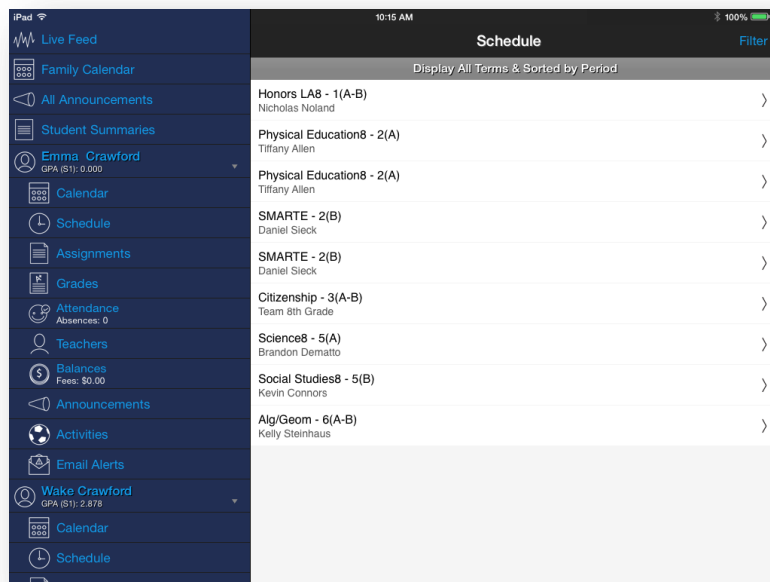


- The main menu screen will be a current/live feed of information from PowerSchool for all of your students that you entered in the online parent portal.



- To view information about each student individually, select from the choices on the left side of the screen under each student's name.

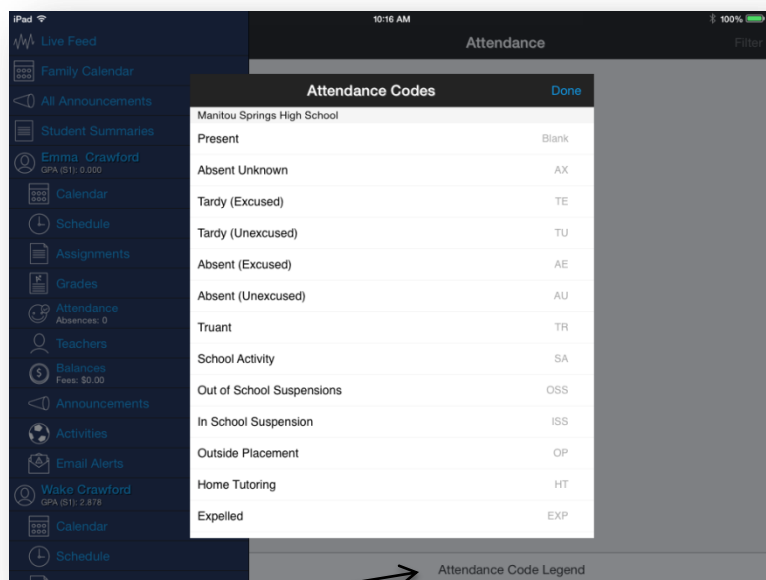
- Schedule
- Assignments
- Grades
- Attendance
- Teachers
- Email Alerts



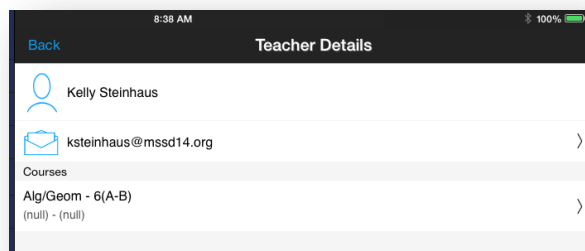
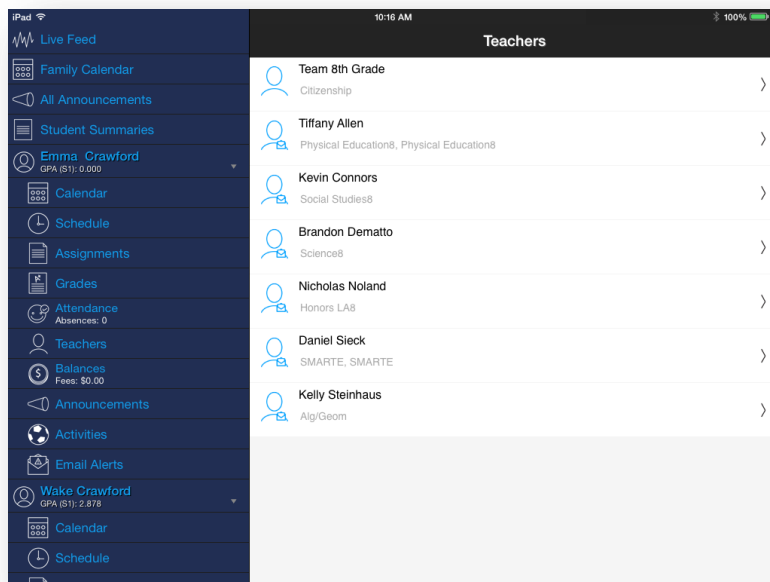
- While the information is real time, it is based on when teachers enter assignment's & grades into their Gradebook (syncs with PowerSchool), which may not occur daily.

- Attendance is updated every block that attendance is taken.

- To understand what the *Attendance Codes* mean, click on the legend button on the bottom of the screen.

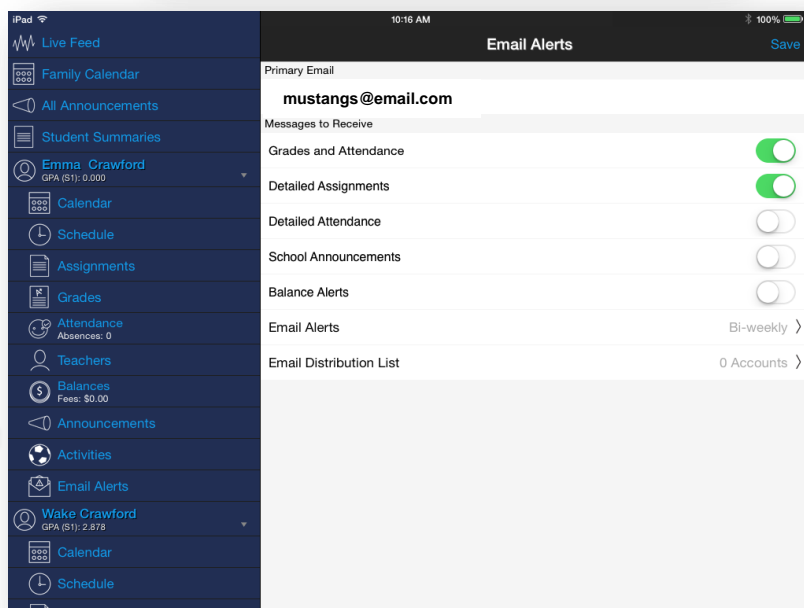


- When selecting the **Teachers** option for an individual student, a list of all of the student's teachers will display.
- Click a name to see more details. Displayed will be the course the teacher teaches, as well as an *email link* to contact them if you have questions or concerns about your student in their class.



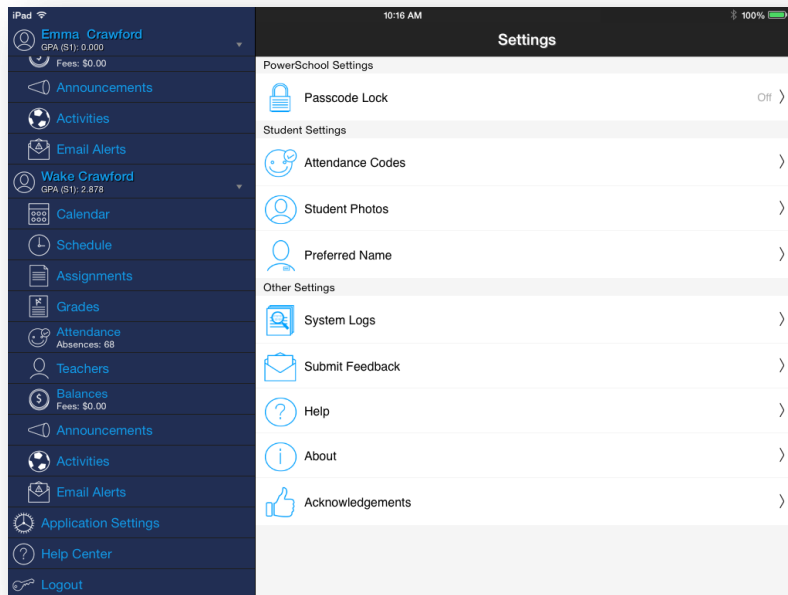
- Choose **Email Alerts** to setup or change email notifications with grade and attendance information for an individual student.
- Click **Save** when you are done updating.

Note: Email alerts can only be sent separately for each student.



- Select **Application Settings** for a variety of general options for the *PowerSchool for Parents Mobile App*.

*Students schedule for their next grade/school year will not roll over until the first day of school in August.



- Select **Help Center** for detailed information on how to use the various screens in the app.

