

# Manitou Springs School District 14

## *Our Vision*

*Compassionate citizens contributing with knowledge and integrity to a dynamic world*



## *Our Mission*

*Manitou Springs School District is dedicated to providing a safe and caring learning environment, encouraging all students to reach their potential, and preparing responsible citizens.*

# Annual Accountability Report 2007 - 2008

# Superintendent's Message



I hope you find the Manitou Springs School District 14 Accountability Report to be informative and that it helps you understand your schools and the achievements of our students. Note that the report is for the 2007-2008 school year, not the current year, and contains data from that previous year. If you have any questions, insights, or concerns please contact the following people at 685-2024 or at the listed email address. Please also visit our District website at [mssd14.org](http://mssd14.org). The site has links to each of our schools.

Roy G. Crawford, Superintendent of Schools: [rcrawford@mssd14.org](mailto:rcrawford@mssd14.org)

Beth Campbell, Assistant Superintendent for Curriculum and Instruction: [bcampbell@mssd14.org](mailto:bcampbell@mssd14.org)

Tim Miller, Assistant Superintendent for Business Services: [tmiller@mssd14.org](mailto:tmiller@mssd14.org)

The 2007-2008 school was guided by our Relationships, Rigor and Opportunity R2O strategic plan and I want to highlight four key actions of that plan.

1. **Our 21st Century Curriculum Model identifies** “Essential Learnings” or what we are guaranteeing every child will know and be able to do at each grade level and in each subject area, beginning with Writing in Grades K - 5. In addition, we are developing a system of assessing where students are relative to the essential learnings and how we differentiate instruction if they exceed or have not met our expectations.
2. Through a three-year financing plan, the district purchased a **laptop for every teacher** to allow portability in using technology in instruction. Through a request for proposals (RFP) process, the computers formerly used by the teachers are being placed in classrooms for student use in learning. Professional development has been added accordingly to support technology to enhance student learning.
3. **Through a grant from the Colorado Council of the Arts** and support from the Manitou Springs Education Foundation, a cadre of classroom teachers was matched with art experts from the school and the community to infuse art into classroom learning. This project is in response to research stressing the need for “right brain” or creative and innovative mind development.
4. The School Board and the district leadership team completely **revised our school accreditation process** to be aligned with R2O as the focus of our continuous school improvement work.

We are very excited that our district is systemically aligning our curriculum development, professional development, technology, arts education, Response to Intervention (RtI), our special programs and our budget decisions in a way that best utilizes our resources and best serves our children.

MSSD 14 provides an educational and professional climate where students and staff can explore and grow through diverse opportunities based on individual goals, learning styles, and abilities.

As usual, thank you for your continued support for our students and schools and for taking the time to read this report.

## GO MUSTANGS!



# The People @ Manitou Springs

## Spirit of the Mustang Award



JUDY CRÉES

LOUISE HOLLADAY

SERENA PEARSON

DEBRA REITER

ALICE STONEBACK

SUE WILFONG



Dwayne Norris and Chris Grupp, Parade Marshals for 2008 Homecoming Parade.



Sue Wilfong, Debra Reiter, Judy Crees, Alice Stoneback, Louise Holladay and Serena Pearson, Spirit of Mustang 2008 recipients.

## Licensed Staff

Teachers	91
Counselors	5
Media Specialists	1
Special Education	11
Special Services	3
Nurse	1
Administrators	11
<b>Total Licensed Staff</b>	<b>123</b>

## Support Staff

Bookkeepers	3
Building & Grounds	2
Bus Drivers	9
Computer/Media Techs	8
Custodians	12
Directors	3
District Computer Techs	2
Food Service Staff	8
Mechanics	1
Paraprofessionals	3
Sped Ed Paraprofessionals	18
Secretaries	10
<b>Total Support Staff</b>	<b>79</b>

**Total District Employees 202**

## Education Level of Our Teaching Staff

	BA	BA+10	BA+20	BA+30	BA+45	MA	MA+10	MA+20	MA+30	MA+40	MA+50	Two MA's	PHD	Total	%HQ Teachers	% classes not taught by a HQ teacher
<b>UPES</b>																
Reg Edu	1	2	2	1	1	1	0	0	1	0	1	0	1	11	100%	0%
SPED	0	0	0	0	0	1	0	0	0	0	0	0	0	1	100%	0%
Title	1	0	0	0	0	0	0	0	0	0	0	0	0	1	100%	0%
<b>MSES</b>																
Reg Edu	3	1	2	3	6	2	1	3	0	1	2	0	0	24	100%	0%
SPED	0	0	0	0	0	2	1	0	0	0	1	0	0	4	100%	0%
Title	0	0	0	0	2	0	0	0	0	0	0	0	0	2	100%	0%
<b>MSMS</b>																
Reg Edu	2	1	1	3	2	3	1	1	3	0	2	0	0	19	100%	0%
SPED	1	0	0	0	0	0	1	0	0	0	1	0	0	3	100%	0%
<b>MSHS</b>																
Reg Edu	6	1	2	3	5	5	3	1	1	2	6	0	0	35	100%	0%
SPED	0	0	0	0	0	0	1	0	1	0	0	0	0	2	100%	0%

All teachers met "Highly Qualified" requirements defined by NCLB. Twelve teachers held an Initial License.

Two teachers held an Alternative License and two teachers are on a TTE (temporary authorization) license. All are approved by the Colorado Department of Education.

# Accreditation Indicators

The following data represents additional means of measuring student performance as required by Colorado Accreditation legislation and the Federal No Child Left Behind Act. The District is held responsible for all relevant AYP (Adequate Yearly Progress/NCLB) reporting indicators (those categories with 16 or more students) and all A-K Colorado Department of Education Accreditation indicators. The State of Colorado annually determines each Colorado district's accreditation status. Likewise, each school is held accountable for a similar list of accreditation indicators. Every fall, a school report on the previous year's performance and an annual improvement plan for the upcoming year are presented to the Board of Education and the District Accountability Advisory Committee. Based on these school reports, the Board determines the accreditation status of each school. Manitou Springs School District 14 and each of its schools are fully accredited based on performance and on a wide range of indicators for the 2007-08 school year. The District 14 and individual school improvement plans addressing student achievement and district/school effectiveness are on file and available from the District administrative offices upon request.

**Honors Courses:** At Manitou Springs High School, Honors courses are offered in the following subjects: English I, II, and III, Physical Science, Biology I, Chemistry, Geography, World History, and American History. Advanced Placement exams are taken in Calculus, English, English Lang/Comp., American History, Psychology, and Biology.

## District Assessments for Other Content Areas

	% of A Grades	% of B Grades	% of C Grades	% of D Grades	% of F Grades
<b>Middle School Data</b>					
<b>Science:</b>					
6th Grade	25%	29%	33%	6%	7%
7th Grade	28%	40%	21%	4%	7%
8th Grade	20%	37%	25%	9%	9%
<b>Social Studies: Civics/Economics/ Geography/ History</b>					
6th Grade	29%	40%	22%	4%	5%
7th Grade	24%	31%	27%	7%	11%
8th Grade	31%	25%	24%	6%	14%
<b>High School Data</b>					
<b>Art</b>	62%	24%	7%	4%	3%
<b>Music</b>	77%	14%	6.5%	1%	0.5%
<b>Physical Education</b>	63%	23%	9%	3%	2%
<b>Science</b>	30%	32%	20%	11%	7%
<b>Social Studies: Civics/ Economics</b>	40%	35%	10%	10%	5%
<b>Geography/History</b>	23%	31%	24%	13%	9%

School	Suspensions	Expulsions
	In/Out of School	
MSES	5/6	0
UPES	0/0	0
MSMS	13/25	0
MSHS	66/88	2



Four Accreditation categories:  
Accredited, Watch, Probation, Not Accredited

## Colorado Basic Literacy Report 2007-2008

	Kindergarten		1st Grade		2nd Grade		3rd Grade	
	2007	2008	2007	2008	2007	2008	2007	2008
# of students evaluated for literacy by grade level	63	83%	79%	68%	86%	80%	95%	88%
Students performing at or above grade level in reading	63%	77%	85%	74%	74%	64%	62%	49%
Students on individual learning plans (ILP's)	8%	5%	20%	26%	24%	36%	31%	40%

Not all grade level percentages total 100%, the remainder represents students "on watch".

Accreditation Status of District Schools	
School	Accreditation Status
Manitou Elementary	Accredited
Ute Pass Elementary	Accredited
Manitou Middle	Accredited
Manitou High	Accredited

# Accountability Committee

The DAAC serves as an important district-level advisory and accountability resource. While not a policy-making group, the DAAC contributes in significant ways to district effectiveness through input and feedback on priority district processes and decisions that are forwarded to the Board of Education, Leadership Team, and other appropriate groups, teams or individuals. The formation of the DAAC, with monthly meetings throughout the year, is a requirement by Colorado law for all school districts. The DAAC Charge each year is approved by the Board of Education, and provides meeting focus and advisory/accountability expectations for the school year. A summary of DAAC meetings and monthly agendas are provided in monthly Board reports by the Board liaison and by the Assistant Superintendent for Instruction.

- School Accreditation (scheduled for November and/or December this year to allow schools to transition into a new model using the R20 (Relationships, Rigor, and Opportunity framework); this is a combined Board/DAAC meeting in lieu of a normal Board Work Session)
- Body of Evidence—continue to be involved by reviewing and providing feedback on the BOE work of schools through elementary grade level/program brochures and secondary course overviews or syllabi as these documents relate to and communicate R20 at the classroom level.
- Evaluation, input and feedback on District and school communications including printed and electronic, grading and student progress reporting, information access and use, technology including District/school websites and links, newsletters and annual accountability reports, Choice Night/marketing, etc.
- Orientation on R20 system plan and Action Plan for 2007-08, a 3-5 year plan moving forward, and a 21st century curriculum model that the District is developing.
- Feedback to and involvement in the D14 Educational Technology-Information Literacy Committee.
- Continued discussion and recommendations on a revised school accreditation process and model with focused research on student growth, balancing academic excellence, a commitment to the “whole child”, and equity/access for all students with the R20 philosophy. This objective will be directed, in part, through a book study using Results Now: How We Can Achieve Unprecedented Improvements in Teaching and Learning (ASCD 2006) by Dr. Mike Schmoker and an orientation on the Response to Intervention (RTI) model, including state requirements and guidelines, D14 overview, and school level implementation.
- Coordination and recruitment of reading tutors through the Children’s Literacy Center Peak Reader program to expand the program at UPE and MSES.

## DAAC Membership for 2007-08

**Facilitator:** Hayley Moran, Manitou Springs Middle School Parent

**School Board Representative:** Lori Finn

**Parents:**

Traci Woofter and Kate Walters, Manitou Springs High School

Maggie Santos, Manitou Springs Middle School

Tina Vidovich and Bridget Begle-Bodor, Manitou Springs Elementary School

Jill Bishop and Kristina Reavis, Ute Pass Elementary

**Non-Parent Taxpayer:** Jerry Murphy

**Administrative Staff:**

Beth Campbell, Assistant Superintendent for Instruction

Dr. Deb Yagmin, Principal, Ute Pass Elementary School

Jay Woodard, Asst. Principal, Manitou Springs High School

**Teacher Representative:** Amber Richman, Manitou Springs Middle School

**Secretary:** Jenny Burnell, Secretary for Instructional Services

**Student Representative:** Darren Fuller, Manitou Springs High School



# Citizens in the Community

Students in Manitou Springs School District are active citizens in the community.

The good work they do in service to the community, region, nation and the world are examples of their citizenship.

The following is a list of many of the projects and agencies through which they serve the greater good.

- Manitou Fire Department Food Drive
- Care and Share Food Drive
- Christmas Gift Give-Away
- Children Literacy Center
- Coats and school supplies for families in need
- Cystic Fibrosis Walk
- El Pomar Youth in Community Service
- Green Mt. Falls Playpark Fund
- Diabetes Walk
- Africa Aid
- Honduras Orphanage Adoption
- SE Baptist Pantry
- Bob Telmosse Give-Away
- Habitat for Humanity
- Hat and glove contribution
- Honoring Veterans on Veterans Day
- Kiwanis Key Club
- Maintenance of the Ute Pass Trail
- Marian House Soup Kitchen
- Visiting/singing for patients in nursing homes
- Support for Troops in Iraq
- Adopt a Unit*
- Letters of Support*
- Recycling cell phones*
- Tsunami Relief Fund
- Junior Red Cross Care Kit Drive
- Bell Ringing for Salvation Army and Red Kettle Campaign
- CHAMPS - Mine Detecting Dogs
- Greenco
- Milagos
- Children International
- Saint Jude Hospital
- Children of Peace International
- Recycle print cartridges

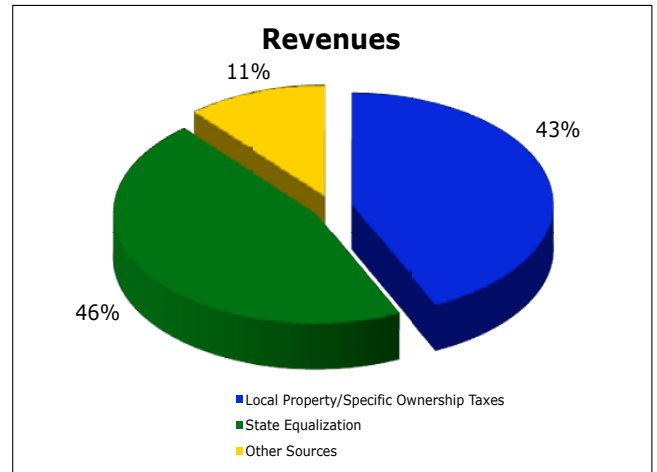


# 2007 - 2008 Financial Summary

Where the money comes from....

## Revenues:

Local Property/Specific Ownership Taxes	\$5,773,887
State Equalization	\$6,103,202
Other Sources	\$1,511,086
<b>Total Revenues</b>	<b>\$13,388,175</b>

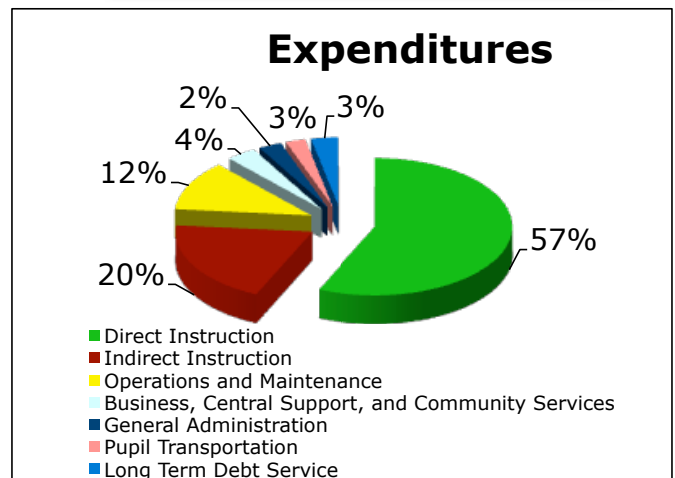


Where the money goes....

## Expenditures:

<b>Direct Instruction</b> <i>Teachers, supplies and equipment for regular and special education programs</i>	\$6,900,388
<b>Indirect Instruction</b> <i>Pupil support services, instructional staff services, and school-level administration</i>	\$2,400,711
<b>Operations and Maintenance</b> <i>Maintenance, utilities and custodial service</i>	\$1,426,984
Business, Central Support, and Community Services	\$429,584
Pupil Transportation	\$331,497
General Administration	\$284,246
Long Term Debt Service	\$392,079
<b>Total Expenses</b>	<b>\$12,165,489</b>

Manitou Springs School District 14 is very proud of the variety of programs it offers and the desirable student-teacher ratio that it is able to maintain. The 2007-2008 budget provided for these programs, as well as a safe and challenging learning environment.



Percentages represent rounded numbers.

# Schools in District 14

## Manitou Springs Elementary

Students: 424 Pre Kindergarten- Grade 5  
Attendance Rate: 95.2% vs. 93.9% in 06-07  
Principal: Russ Vogel  
110 Pawnee Avenue, 685-2195  
Bi-Weekly Newsletter: Mustang Tales

## Ute Pass Elementary

Students: 129 Pre Kindergarten- Grade 5  
Attendance Rate: 94.4% vs. 93.2% in 06-07  
Principal: Dr. Deborah Yagmin  
9230 Chipita Park Road, 685-2227  
Bi-Weekly Newsletter: Pony Press

## Manitou Springs Middle School

Students: 342 Grades 6 - 8  
Attendance Rate: 97% vs. 94% in 06-07  
Drop Out Rate: 0% vs 0% in 06-07  
Principal: Steve Paterson  
415 El Monte Place 685-2127  
Monthly Newsletter: Mustang Monitor

## Manitou Springs High School

Students: 483 Grades 9 - 12  
Attendance Rate: 96% vs. 93.7% in 06-07  
Drop Out Rate: 1.6% vs 0.7% in 06-07  
\*Graduation Rate: 94.9% in 06-07  
Principal: Rob Cody  
401 El Monte Place 685-2074  
Monthly Newsletter: MSHS Newsletter

*Total District Enrollment*

**1378**  
*October 1, 2007*

\*This is the state 2006-07 MSHS graduation rate; the official 2007-08 rate from CDE is not yet available for accountability reporting.



## Graduation Requirements

District 14 meets all Colorado Commission on Higher Education (CCHE) and Higher Education Admission Requirements (HEAR). The total number of credits for graduation from Manitou Springs High School is 52. Credit is granted at the end of each 9-week term. A student completing one year of course work will receive two credits per year or one credit per term.

Minimum credits for graduation are:

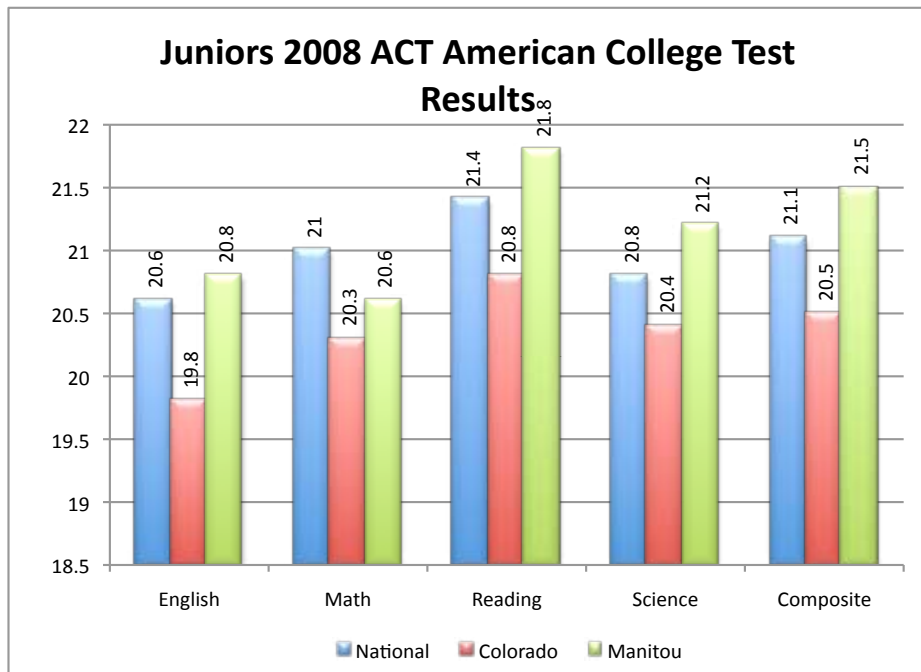
English	8 Credits
Math	6 Credits
Science	6 Credits
Social Studies	4 Credits
American Government	1 Credit
American History	2 Credits
Economics or Sociology	1 Credit
Computers	2 Credits
P.E.	1 Credit
Health Education	1 Credit
Fine Arts/Practical Arts	4 Credits
Electives	16 Credits

**Total: 52 Credits**

Based on MSHS student exit surveys, 70% plan to attend a 4-year college, 25% plan to attend a 2-year college, 1% plan to enter the military, and 4% plan to enter the work force.

# Colorado and the Nation

In Colorado and MSHS, all juniors take the ACT. Nationally as a rule, only college-bound students take this exam. The ACT is a nationally normed test that gauges how college and university-bound students should fare during their first one or two years in a college/university academic setting.



## ITBS Iowa Test of Basic Skills 2007-2008 Results

Subject	Grade 2		Grade 6		Grade 9			
	UPES	MSES	UPES	MSES	UPES	MSES		
Reading	78%	85%	70%	63%	68%	66%	69%	74%
Language	62%	63%	70%	54%	61%	58%	70%	67%
Math	72%	73%	64%	50%	65%	60%	71%	71%
Social Studies	63%	67%	63%	63%	64%	63%	64%	68%
Science	71%	77%	65%	73%	69%	71%	75%	80%
Source of Information	77%	81%	60%	58%	60%	64%	55%	61%

*The ITBS is a nationally normed test. Scores are reported as percentiles with the 50th percentile being the national average.*

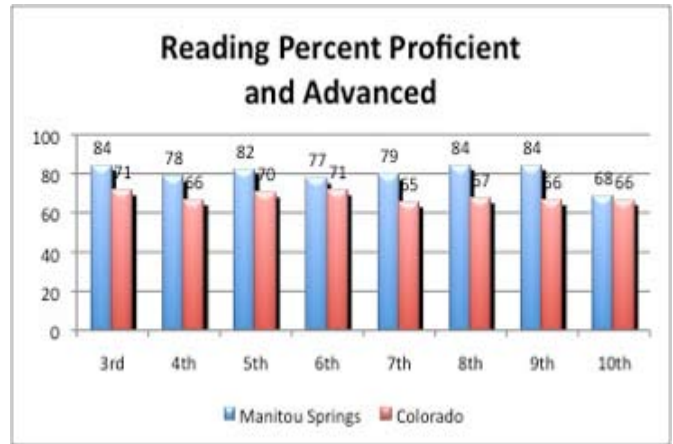
# Colorado Student Assessment Program

## CSAP Reading Grade Level Data (% Proficient and Advanced)

	3rd	4th	5th	6th	7th	8th	9th	10th
2006 Results	86	74	80	88	84	76	75	72
2007 Results	76	74	74	84	87	82	69	83
2008 Results	84	78	82	77	79	84	84	68
Female	86	72	87	76	87	92	88	91
Male	82	85	77	69	71	75	80	49
American Indian	*	*	*	*	*	*	*	*
Asian/Pacific	*	*	*	*	*	*	*	*
Black	*	*	*	*	*	*	*	*
Hispanic	*	*	*	*	*	*	*	*
White	83	78	85	79	81	84	85	70
Disability	*	*	*	*	*	*	*	*
Limited English	*	*	*	*	*	*	*	*
Socio-Economic	78	55	72	74	82	72	64	39



Reading Percent Proficient and Advanced

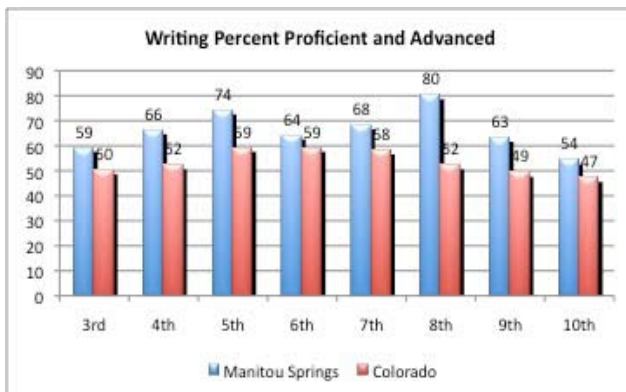


CSAP data is disaggregated as required by Colorado accreditation requirements and the Federal No Child Left Behind Act. The tables on pages 10-11 show the percentage of 3rd-10th grade students who scored at the Proficient or Advanced levels (percentage of P and A are combined) on the state standards assessments (CSAP) for Reading, Writing, Math and Science.

For additional data information and breakdown of percentages by individual proficiency level (Advanced, Proficient, Partially Proficient, and Unsatisfactory), refer to the District website ([www.msdd14.org](http://www.msdd14.org)).

## CSAP Writing Grade Level Data (% Proficient and Advanced)

	3rd	4th	5th	6th	7th	8th	9th	10th
2006 Results	57	59	68	70	78	60	59	58
2007 Results	61	56	63	63	73	68	47	64
2008 Results	59	66	74	64	68	70	63	54
Female	66	61	83	76	81	80	76	78
Male	53	73	66	50	60	58	49	34
American Indian	*	*	*	*	*	*	*	*
Asian/Pacific	*	*	*	*	*	*	*	*
Black	*	*	*	*	*	*	*	*
Hispanic	*	*	*	*	*	*	*	*
White	59	65	74	67	70	72	67	56
Disability	*	*	*	*	*	*	*	*
Limited English	*	*	*	*	*	*	*	*
Socio-Economic	39	32	78	56	56	48	32	17



\* Indicates category has fewer than the 16 students required for reporting

# CSAP Results

## CSAP Math Results (% Proficient and Advanced)

	3rd	4th	5th	6th	7th	8th	9th	10th
2006 Results	78	66	78	76	66	53	48	39
2007 Results	77	67	57	73	63	54	41	42
2008 Results	82	71	70	58	60	51	43	30
Female	81	65	73	63	61	59	46	33
Male	82	79	69	54	59	42	40	27
American Indian	*	*	*	*	*	*	*	*
Asian/Pacific	*	*	*	*	*	*	*	*
Black	*	*	*	*	*	*	*	*
Hispanic	*	*	*	*	*	*	*	*
White	84	73	72	64	63	55	44	32
Disability	*	*	*	*	*	*	*	*
Limited English	*	*	*	*	*	*	*	*
Socio-Economic	79	50	55	50	67	17	24	12

+ 2005 was the first year of Math CSAP in 3rd and 4th grade

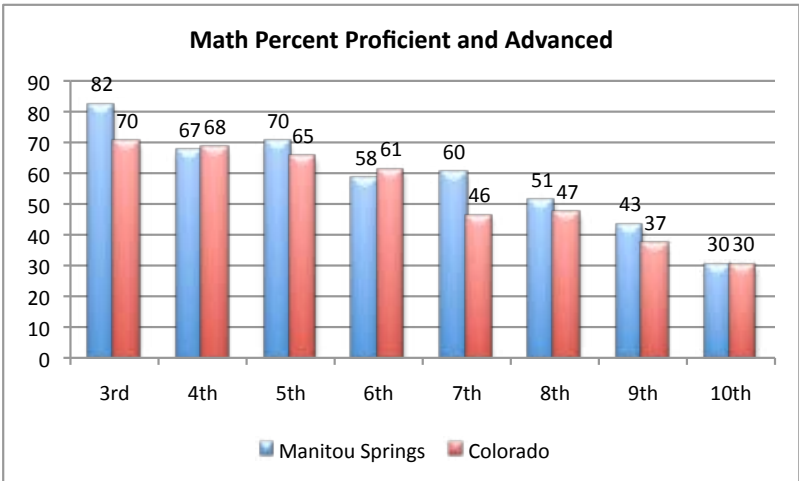
\* Indicates category has fewer than the 16 students required for reporting

## CSAP Science Results (% Proficient and Advanced)

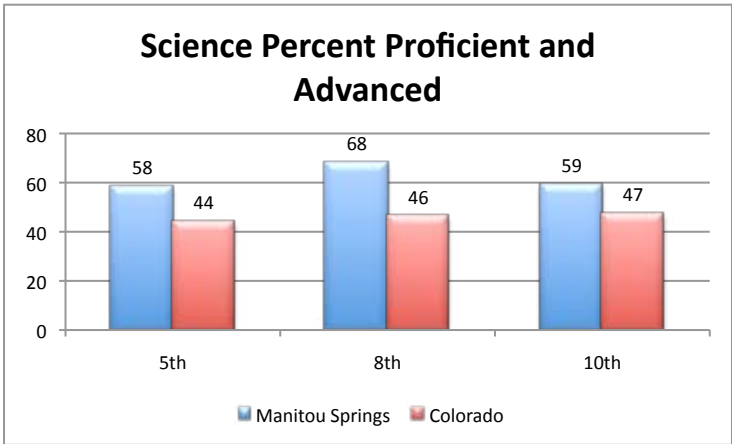
	5th	8th	10th
2006 Results	55	64	62
2007 Results	53	69	67
2008 Results	58	68	59
Female	60	65	65
Male	57	63	55
American Indian	*	*	*
Asian/Pacific	*	*	*
Black	*	*	*
Hispanic	*	*	*
White	63	72	64
Disability	*	*	*
Limited English	*	*	*
Socio-Economic	37	43	22

+ 2006 was the first year of CSAP Science in 5th and 10th grade

\* Indicates category has fewer than the 16 students required for reporting



100% of District 14 students participated in the CSAP or CSAP-A (Alternative) assessment. All students qualifying for CSAP-A completed all testing requirements. Due to the small numbers of students involved, student scores are not publicly reported following State/Federal guidelines.



# Adequate Yearly Progress

## AYP Elementary Level 2007-2008

	Reading/Language Arts				Mathematics				Other Indicator			
	Percent Tested		Partially Proficient Proficient & Advanced		Percent Tested		Partially Proficient Proficient & Advanced		Adv. Performance Reading		Adv. Performance Mathematics	
	Goal: 95%		Goal: 88.4%		Goal: 95%		Goal: 89%		Goal: 1.21%		Goal: 1.21%	
	District	State	District	State	District	State	District	State	District	State	District	State
All Students	100	99.26	94.72	88.79	100	99.71	95.12	91.35	9.43	6.84	26.23	28.21
African American	NA	99.15	NA	81.29	NA	99.61	NA	81.32	NA	2.61	NA	13.42
American Indian	NA	99.85	NA	83.68	NA	94.45	NA	87.63	NA	4.31	NA	17.92
Asian/Pacific	NA	99.69	NA	93.95	NA	99.6	NA	96.32	NA	10.59	NA	45.9
Hispanic	NA	99.38	NA	79.35	NA	99.74	NA	84.42	NA	2.14	NA	13.06
White	100	99.43	95.05	94.17	100	99.71	95.5	95.73	10	9.51	26.8	36.5
Students with Disabilities	NA	98.53	NA	58.19	100	99.1	NA	67.99	NA	1.15	NA	7.78
English Language Learners	NA	97.27	NA	74.53	NA	99.69	NA	81.81	NA	1.6	NA	12.13
Economically Disadvantage	100	98.62	86.44	79.92	100	99.69	89.83	84.41	5.08	2.03	11.86	13.43



## AYP Middle Level 2007-2008

	Reading/Language Arts				Mathematics				Other Indicator			
	Percent Tested		Percent. Part. Proficient & Advanced		Percent Tested		Percent. Part. Proficient & Advanced		Adv. Performance Reading		Adv. Performance Mathematics	
	Goal: 95%		Goal: 86.8%		Goal: 95%		Goal: 79.7%		Goal: 1.21%		Goal: 1.21%	
	District	State	District	State	District	State	District	State	District	State	District	State
All Students	99.7	99.4	95.97	88.86	99.7	99.47	87.55	81.71	11.40	10.52	18.38	21.31
African American	NA	99.15	NA	82.05	NA	99.16	NA	66.15	NA	4.22	NA	8.59
American Indian	NA	99.21	NA	86.27	NA	99.3	NA	74.14	NA	6.79	NA	13.62
Asian/Pacific	NA	99.57	NA	93.01	NA	99.53	NA	91.88	NA	17.72	NA	37.86
Hispanic	NA	99.38	NA	78.71	NA	98.45	NA	67.95	NA	2.82	NA	7.88
White	99.65	99.42	95.73	93.99	99.65	99.5	88.46	89.09	12.45	14.32	20.17	27.87
Students with Disabilities	97.05	98.19	NA	54.7	97.06	98.41	NA	44.06	NA	1.15	NA	3.63
English Language Learners	NA	99.47	NA	72.48	NA	99.51	NA	64.59	NA	2.02	NA	7.75
Economically Disadvantage	100	99.26	93.65	78.79	100	99.36	77.78	68	4.76	2.74	4.76	7.98

# Adequate Yearly Progress

## AYP High School Level 2007-2008

	Reading/Language Arts				Mathematics				Other Indicator	
	Percent Tested		Partially Proficient Proficient & Advanced		Percent Tested		Partially Proficient Proficient & Advanced		Graduation Rate	
	Goal: 95%		Goal: 89.8%		Goal: 95%		Goal: 73.5%		Goal: 59.5%	
	District	State	District	State	District	State	District	State	District	State
All Students	99.60	97.49	94.39	89.84	100	97.79	80.10	67.76	94.87	75
African American	NA	96.52	NA	81.89	NA	96.89	NA	45.22	NA	65.4
American Indian	NA	95.14	NA	87.26	NA	96.09	NA	55.97	NA	58.9
Asian/Pacific	NA	98.55	NA	93.38	NA	98.9	NA	79.93	NA	83.5
Hispanic	NA	96.45	NA	80.83	NA	96.94	NA	45.5	NA	57.1
White	99.53	97.99	95.91	94.29	100	98.2	81.29	78.76	96.23	82.1
Students with Disabilities	NA	95.17	NA	58.19	NA	95.73	NA	26.58	NA	63.7
English Language Learners	NA	97.12	NA	75.38	NA	97.51	NA	41.21	NA	55.4
Economically Disadvantage	100	96.33	77.42	80.41	100	96.88	54.85	46.01	96.77	63.2

The CSAP and ACT participation rate for all grades and content areas exceed the 95% requirement of No Child Left Behind. All District 14 schools continue to meet all Federal AYP performance targets. No schools have been identified for school improvement, corrective action, or restructuring.



**Adequate Yearly Progress** reporting is required by NCLB legislation. There are three overall categories for measuring AYP for each school. Within each, there are performance targets representing student subgroups. Data is reported if there are 30 or more students in each subgroup. The data shows district AYP results in comparison to state results.

No Child Left Behind	Results
# of NCLB AYP District Goals	65
# of NCLF AYP District Goals Achieved	63
% of Goals Achieved	96.9%



NCLB Adequate Yearly Progress Goals	
School	Target Met
Elementaries	30/30
Manitou Middle	20/20
Manitou High	13/15

# MSSD 14 Vision & Mission/Learner Goals

**Roy Crawford**  
Superintendent

**Tim Miller**  
Asst. Supt. for Business Services

**Beth Campbell**  
Asst. Supt. for Curriculum and Instruction

**Gene Sanchez**  
Director of Technology

**Patricia Urban**  
Director of Special Programs

**Phone Central Office**  
719 685-2024

**E-Mail Central Office**  
mmcelhaney@mssd14.org

**District Website**  
<http://www.mssd14.org>

## **District Vision Statement:**

Compassionate citizens contributing with knowledge and integrity to a dynamic world.

## **District Mission Statement:**

The Manitou Springs School District is dedicated to:

- Providing a safe and caring learning environment
- Encouraging all students to reach their potential
- Preparing responsible citizens



*Back Row: Rob Cody, Beth Campbell, John McGee, Gene Sanchez, Tim Miller, Steve Paterson  
Front Row: Dr. Deb Yagmin, Russ Vogel, Jay Woodard, Roy Crawford and Pat Urban*

## **District 14 Professional Development**

### **Mission Statement:**

The MSSD14 Professional Development Committee is committed to recognizing, developing, promoting, supporting, and evaluating opportunities that foster educational excellence.

## **District Learner Goals:**

As a result of the educational program of the district, students will:

- Develop proficiency in the use of the fundamental tools of learning,
- Develop intellectual curiosity, good study habits, self-discipline, effective communication skills, and critical thinking skills,
- Develop social responsibility as a citizen within the community,
- Be prepared to seek further training or education and be employable,
- Recognize the value of physical fitness, practice good health habits, and develop an interest in a variety of leisure-time physical activities,
- Establish and maintain a personal value system compatible with society,
- Respect and understand individual and cultural differences,
- Develop an ability to adapt to change, a value for lifelong learning, and
- Develop appreciation of and expression in the creative arts.



# Feedback From You

## We Would Appreciate Your Feedback

Please respond to the following questions and return to :

Melissa McElhaney at [mmcelhaney@mssd14.org](mailto:mmcelhaney@mssd14.org) or mail to Beth Campbell, Assistant Supt. for Instruction, 405 El Monte Place, Manitou Springs, CO 80829

Is the format of information in this report presented in a way that is understandable? If not, what do you find confusing?

What do you consider to be the most important information presented in this report?

How could we improve this report to make it more valuable to you?

Additional comments:

---

Parent, community, and staff comments are requested in providing input on Colorado's Preschool to Postsecondary Alignment Act (SB08-212 CAP4K) research and objectives. Your feedback will be added to other District 14's stakeholder comments that will gathered throughout the second semester; please return your comments to us by May 1, 2009.

1. To prepare students for the knowledge, competencies, and skills required for the 21st century, what skills and competencies do students need to be workforce ready?

2. What skill and competencies do students need to be postsecondary ready?

3. Are there special considerations for the workforce or higher education in District 14 or our region of the state?

# MSSD 14 Board of Education



Lori Finn , Jennifer Farmer, Anna Lord, Larry Rice and Glenn Noufer

## Board of Education Achievements

The 2007-2008 school year was a time of increased focus and excitement for the Manitou Springs Board of Education. The district work on Relationships, Rigor and Opportunity (R2O) and Essential Learnings (what every child should know and be able to do) has acted as a lens by which the Board can view how we use our time and energy, resulting in board meetings that are more productive and focused on student achievement.

Using this new focus, the Board has been active in the design of a new district accreditation process where the data gathered is relevant and meaningful, has worked to align superintendent evaluations with R2O and Essential Learnings, and has re-drafted Board of Education goals to reflect the important work being done in every classroom and building in the district. This is an exciting time as our schools move forward in creative and exciting ways.

## Board of Education and Leadership Team Goals:

1. Support the development and implementation of the strategic plan for the district, centered on Relationships, Rigor and Opportunity.
2. Ensure effective and efficient use of district resources to pursue the district strategic plan while maintaining and enhancing the value of district facilities and grounds.
3. Support community values, local traditions and good citizenship among our students, staff, and leadership team.
4. Retain district students and attract choice students by promoting excellence and by gaining regional, state and national recognition from District 14 students, staff and programs.

## 2007-2008 Board Of Education

Anna Lord, President  
Jennifer Farmer, Vice President  
Lori Finn, Treasurer  
Glenn Noufer, Secretary  
Larry Rice, Asst.Secretary/Treasurer

## Manitou Springs School

### District 14

405 El Monte Place  
Manitou Springs, CO 80829

Phone: 719 685-2024  
Fax: 719 685-4536  
E-Mail: [mmcelhaney@mssd14.org](mailto:mmcelhaney@mssd14.org)  
<http://www.mssd14.org>

Non-Profit Org.  
U.S. Postage

**Paid**  
Manitou Springs  
Colorado  
Permit No. 49

# POSTAL CUSTOMER