




MSSD 14 PowerSchool Parent Portal PowerSchool Mobile App

The **PowerSchool Parent Portal** allows parents and guardians access to grades and attendance for one or more students with one sign into the PowerSchool Parent Portal. A parent or guardian can setup their own personalized account and control email notifications for all their students. The Parent Portal only displays grades for middle & high school students.

You may access the PowerSchool Student & Parent Portal by entering <https://mssd14.powerschool.com/public/>

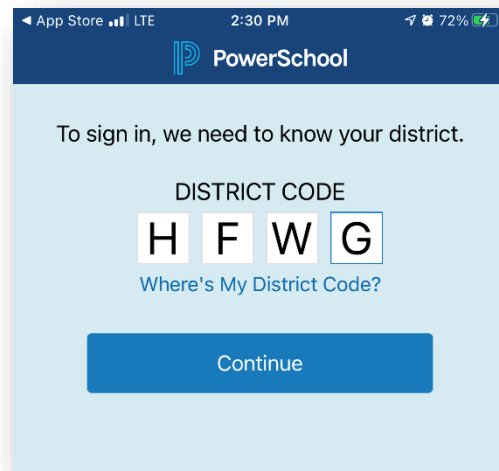
You may also download the free app **PowerSchool Mobile** in your download store.

- Go to the App Store on your mobile device and search for **PowerSchool**.
- Download the free mobile app onto your device.



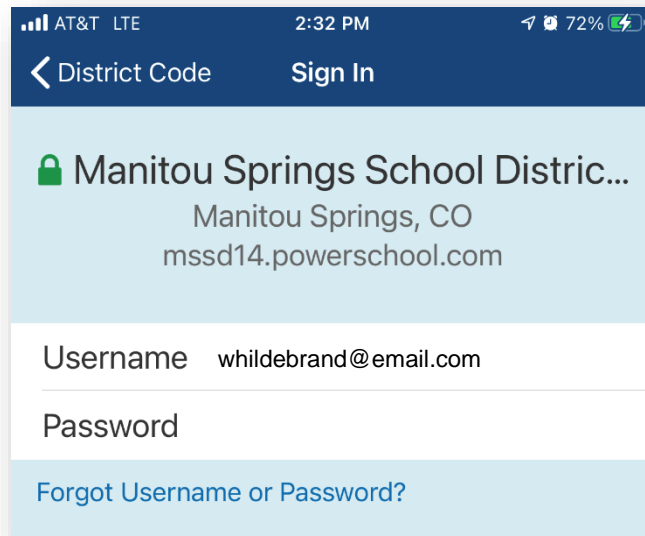
Begin by entering the district code to enter the MSSD14 site.

District Code = **HFVG**



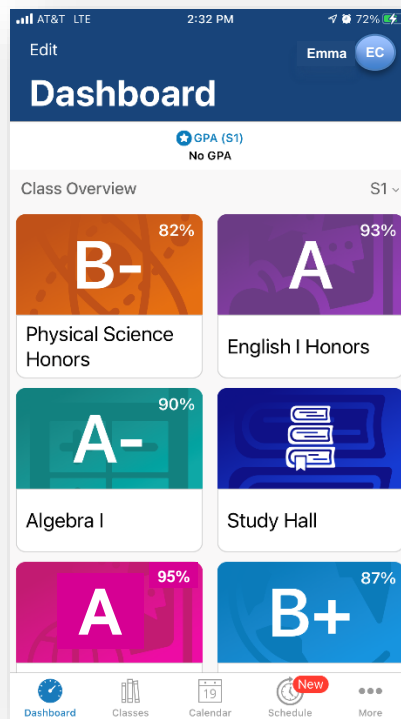
Enter your username and password that you setup in the *online* parent portal.

Note: If you have not created a username and password you will need to setup your account via the online PowerSchool Parent Portal. Please see the PowerSchool Parent Guides for *Parent Single Sign-On & Parent Portal* before downloading and using the mobile app.



The main screen is a **Dashboard** of your student's classes, current grades and GPA.

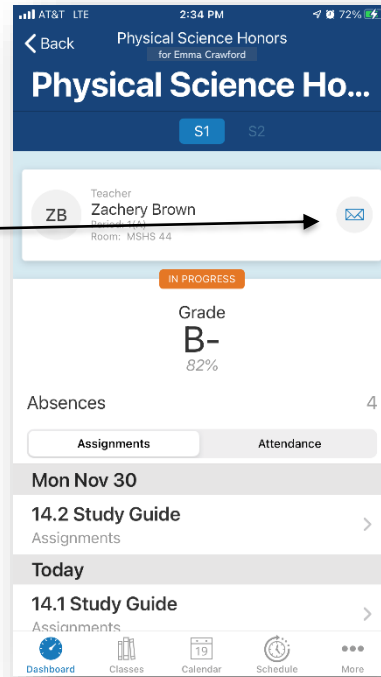
As you scroll down you will also see information about your student's attendance.



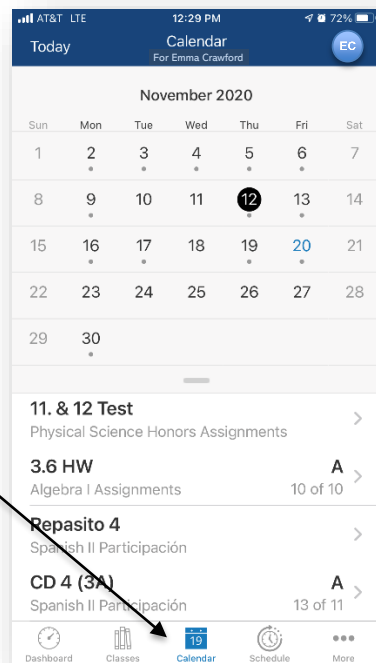
Tap on the class to get information about assignments, grades, and attendance for that specific class.

Use the mail button to email the teacher, if needed.

Note: Assignments and grades are updated via a nightly sync with Canvas. Teachers may not be entering information daily into their Canvas Gradebook. Attendance is updated every block that attendance is taken.

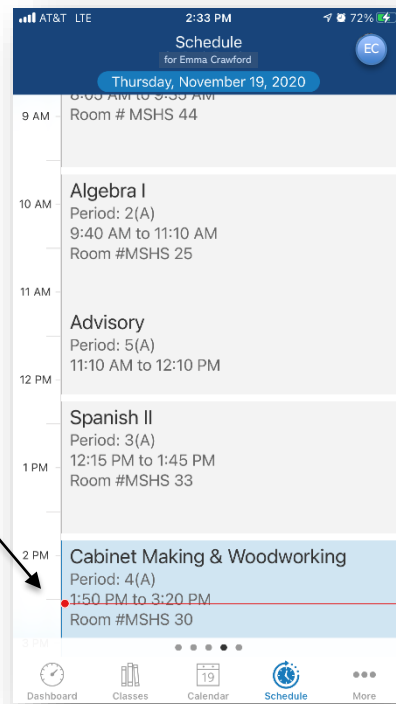


Tap **Calendar** to see assignments and grades in all classes that are due for a specific day.



Tap **Schedule** to view your student's daily schedule, including a red line that indicates what class they are currently scheduled for.

Swipe to advance to the next day.



Tap **More** for school information, to setup email notification preferences, and additional information about the app.

Note: *Email alerts can only be sent separately for each student.*

